


# ARCHIPAVE



FROM THE HOUSE OF

**SUPER DECORATIVE  
FLOORINGS PVT. LTD.**

STRONG. STURDY. SPLENDID.



Cobble pavers at Statue of Equality (Ramanuja)



# Introducing 'Archipave'

'Archipave' is our trademarked line of concrete pavers from the house of Super Decorative Floorings Pvt. Ltd.

These **architectural-pavers** are designed and manufactured in house.

Each paver's design is a result of meticulous perfection of scale, proportion, texture, tones and finish, evolving over years of working with designers and architects.

Archipave hardscape floorings are a result of architectural design with manufacturing capabilities.

# Range of ARCHIPAVE Products



Combi  
Pavers



Brick  
Pavers




Square  
Pavers



Flagstones



Cobble  
Pavers



Picassa  
Duo



Grass  
Pavers



Treads, risers,  
and CC planks



Road  
infrastructure



# Combipavers

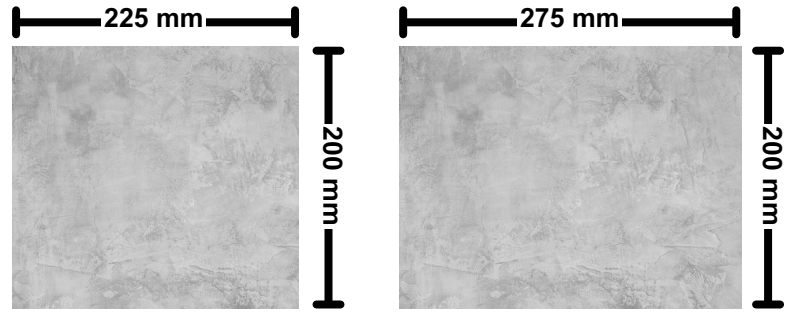

'Combipaver', or '**combination-paver**', is the artistic combination of square and rectangular pavers in sets of 3, 4, or 5 as per the designer's drawings.



COMBI PAVER  
**NEO**

Sizes:

- 225 x 200 x 60mm
- 125 x 200 x 60mm
- 100 x 200 x 60mm
- 175 x 200 x 60mm
- 275 x 200 x 60mm



Combi paver NEO installed at random for a countryside stoney look.



Dual tone: Combi paver NEO.







# Brick Pavers

A timeless option for various layouts, bricks offer a charming textured, old-school aesthetic perfect for outdoor spaces.






Size: 200 x 100 x 60 mm





Size: 200 x 100 x 60 mm



Finish: Solid  
Size: 200 x 100 x 60 mm



Finish: Blended  
Size: 200 x 100 x 60 mm

Katha, rd. no. 45





# Square Pavers

An aesthetically pleasing paver shape, square pavers are best suited for driveways, parking areas and large landscapes, because of their visual symmetry.






Vermiculite finish

Sizes:

- 100 x 100 x 60 mm
- 150 x 150 x 60 mm
- 200 x 200 x 60 mm







# Flagstones

Flagstones are large paving stones that, unlike traditional tiles, result in fewer joints and a more uniform surface.

When combined with other materials like grass pavers or cobble pavers, flagstones can create stunning landscapes.




400x400x60

FLAGSTONE

**25504**

Size: 500 x 250 x 60mm in combination with our cobble pavers



Durgum Cheruvu park

FLAGSTONE

**25505**

Size: 500 x 250 x 60mm in combination with our cobble pavers




Size: 600 x 300 x 60 mm



FLAGSTONE  
**Tri-stone 500**

Size: 500 x 25 mm





FLAGSTONE  
**25506** Size: 500 x 250 x 60mm



Other sizes

- 400 x 100 x 100 mm
- 300 x 300 x 45 mm

Size: 450 x 450 x 45 mm



FLAGSTONE

## Alaska

Size: 500 x 300 x 25 mm



Macau



FLAGSTONE

# Parquet Betons

Size: 300 x 75 x 45 mm



CC PLANK

**Linear** Size: 600 x 75 x 46 mm




CC PAVER

**Linear** Size: 450 x 75 x 120 mm



CC PAVER

**Linear** Size: 450 x 75 x 120 mm






# Cobble Pavers (patented)

These small square pavers resemble the look and feel of natural granite  
cobblestones - minus all the defects.






Size: 100 x 100 x 60mm

Over the years, we have perfected the size of our cobblestones to comply to straight-lined and curved-lines designs on landscapes.








# Picassa Pavers (patented)

Inspired by the opening of a camera shutter, our latest collection, ' Picassa' is a stunning interlocking paver series for your driveways and entrances.



Size: 80 mm thick







# Grass Pavers

Grass pavers represent an innovative ecological solution to improve ground stability while fostering grass growth and facilitating water percolation.

Constructed from high-quality cement concrete, these interlocking paver systems create a sturdy framework that accommodates vehicle and foot traffic, all while promoting healthy root development and soil aeration.

Plus, grass pavers enhance the natural beauty of landscapes.





The Trilight Experience Centre

#### GRASS PAVER

## Grassline (patented)



Size: 300 x 300 x 80mm/120mm

Grassline is our most popular grasspaver and for good reason. It's sleek and seamless design makes it easy for grass to grow between the grooves, and it makes for the perfect transition between our flagstones and landscaped areas.



GRASS PAVER

## Classical

Size: 300 x 300 x 60mm



GRASS PAVER

## Garden design

Size: 300 x 300 x 60mm





GRASS PAVER

**Eco**

Size: 250 x 250 x 60mm



GRASS PAVER

## Enviro400

Size: 400 x 400 x 80mm

GRASS PAVER

## Enviro600

Size: 600 x 400 x 80mm



ISB, Hyderabad



Blanca breezeblock used as a Grasspaver @ Organo



# Road Infrastructure

From kerbstones to saucer drains, from precast underground  
trenches to stormwater drain covers, here is your one-stop shop  
for roads and drainage infrastructure.



# Kerbstones

Sizes:

Wetcast - Smooth finish

- 600 x 400 x 110 mm- full batter
- 600 x 350 x 125 mm- full batter
- 200 x 200 x 75 mm- full batter
- 600 x 300 x 100 mm- flushed
- 300 x 300 x 100 mm - flushed
- 600 x 450 x 180-80-105 - Kerb cum Saucer
- 600 x 200 x 60-100 - Kerb cum Saucer

Sizes:

Wetpressed - matte finish

- 600 x 300 x 125 mm- full batter
- 600 x 350 x 125 mm- full batter
- 600 x 450 x 150 mm - half batter
- 600 x 300 x 150 mm - bull nosed

Sizes:

Mould casted - rough finish

- 450 x 300 x 125 mm- chamfered
- 450 x 300 x 125 mm- rounded
- 450 x 200 x 125 mm- chamfered
- Curved kerbstone - r900, r600


Wetcast - Filter finish

- 600 x 300 x 125 mm- full batter
- 600 x 450 x 150 mm- half batter



Concrete kerbstones (chamfered) @  
Super Decorative Floorings Production Facility

# Kerbstones



| <b>PRECAST KERBSTONES</b> |                                 |                               |               |
|---------------------------|---------------------------------|-------------------------------|---------------|
| <b>S. No.</b>             | <b>Description</b>              | <b>Dimensions</b>             | <b>Weight</b> |
| <b>1</b>                  | <i>Kerb Cum Saucer</i>          | <i>600 x 450 x 180-80-105</i> | <i>85 kgs</i> |
| <b>2</b>                  | <i>Kerb - Half Batter</i>       | <i>600 x 450 x 150</i>        | <i>79 kgs</i> |
| <b>3</b>                  | <i>Kerb - Bullnosed</i>         | <i>600 x 400 x 110</i>        | <i>45 kgs</i> |
| <b>4</b>                  | <i>Kerb - Full Batter</i>       | <i>600 x 400 x 150</i>        | <i>56 kgs</i> |
| <b>5</b>                  | <i>Kerb - Full Batter</i>       | <i>600 x 350 x 125</i>        | <i>54 kgs</i> |
| <b>6</b>                  | <i>Kerb - Filter Finish</i>     | <i>600 x 300 x 125</i>        | <i>48 kgs</i> |
| <b>7</b>                  | <i>Kerb rectangular - flush</i> | <i>600 x 300 x 100</i>        | <i>40 kgs</i> |
| <b>8</b>                  | <i>Kerb - Half Batter</i>       | <i>600 x 300 x 150</i>        | <i>55 kgs</i> |
| <b>9</b>                  | <i>Kerb square - flush</i>      | <i>300 x 300 x 100</i>        | <i>20 kgs</i> |

ROAD INFRASTRUCTURE

# Kerbstones

Size: 600 x 450 x 150 mm



Finish: Granito













ROAD INFRASTRUCTURE

# Saucer drains



# Saucer drains



| PRECAST SAUCER DRAINS |                            |                        |        |   |
|-----------------------|----------------------------|------------------------|--------|---|
| S. No.                | Description                | Dimensions             | Weight |   |
| 1                     | Kerb Cum Saucer            | 600 x 450 x 180-80-105 | 85 kgs |  |
| 2                     | Saucer Drain - 50mm collar | 600 x 300 x 75-100     | 35 kgs |  |
| 3                     | Saucer Drain - 50mm collar | 600 x 300 x 65-95      | 35 kgs |  |
| 4                     | Saucer Drain - 25mm collar | 600 x 300 x 75-100     | 35 kgs |  |
| 5                     | Swale                      | 600 x 300 x 75-100     | 35 kgs |  |
| 6                     | Swale                      | 600 x 250 x 60-85      | 25 kgs |  |
| 7                     | Kerb Cum Saucer            | 600 x 200 x 60-100     | -      |  |

ROAD INFRASTRUCTURE

# Saucer drains

Sizes:

- 600 x 450 x 180-80-105 mm
- 600 x 300 x 75-100 mm
- 600 x 300 x 75-125 mm
- 600 x 300 x 75-100 mm: Swale
- R600mm, R900mm



Size: 100 mm thick



Kerb cum Saucer:  
600 x 450 x 180-80-105 mm



# U-Trenches and Trench Covers

Sizes:

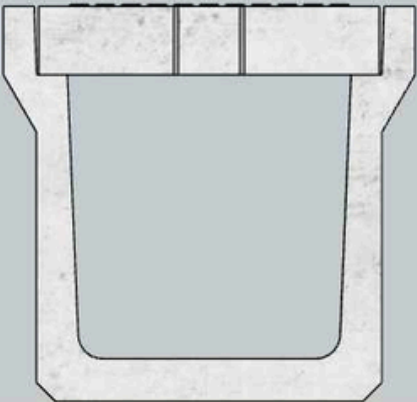
- L 2000mm X W 600mm X H 900mm
- L 2000mm X W 600mm X H 750mm
- L 2000mm X W 600mm X H 600mm
- L 2000mm X W 450mm X H 450mm
- L 2000mm X W 300mm X H 300mm
- L 1000mm X W 150mm X H 150mm



**COVER : 720 X 500 X 145**

Volume : 0.0514 m<sup>3</sup>

Weight : 119 kg

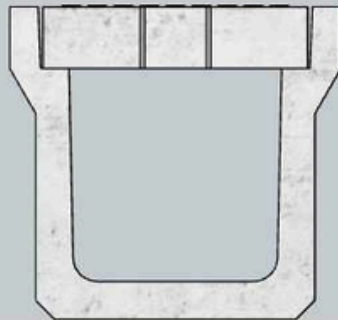


**2000 X 600 X 600**  
Volume : 0.3725 m<sup>3</sup>  
Weight : 855 kg

**COVER : 560 X 500 X 130**

Volume : 0.0357 m<sup>3</sup>

Weight : 83 kg

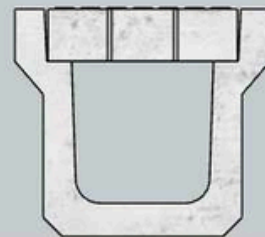


**2000 X 450 X 450**  
Volume : 0.2713 m<sup>3</sup>  
Weight : 624 kg

**COVER : 400 X 500 X 110**

Volume : 0.0214 m<sup>3</sup>

Weight : 48kg



**2000 X 300 X 300**  
Volume : 0.1727 m<sup>3</sup>  
Weight : 398 kg

**COVER :  
200 X 1000 X 60**

Volume : 0.012 m<sup>3</sup>

Weight : 27kg



**1000 X 150 X 150**  
Vol : 0.0377 m<sup>3</sup>  
Weight : 86 kg

ROAD INFRASTRUCTURE

# Custom-made trench covers



ROAD INFRASTRUCTURE


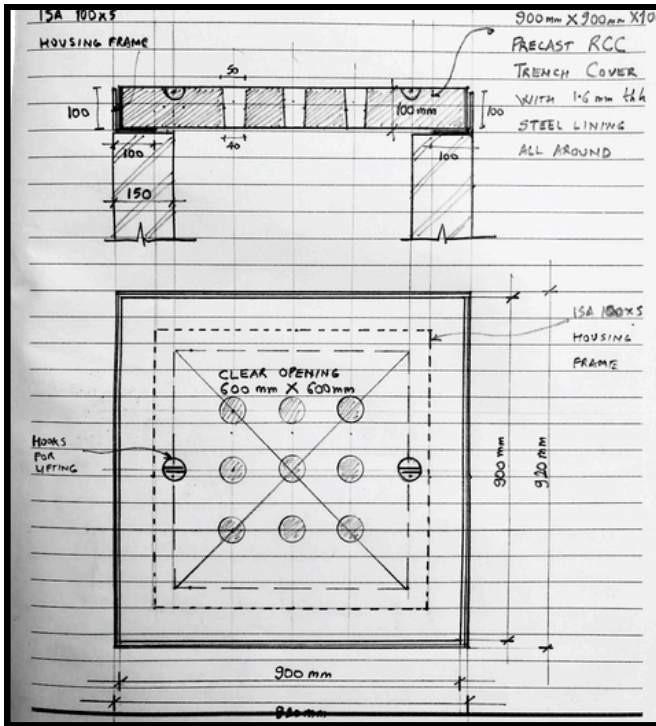
# Custom-made trench covers

Sizes:


- 900 x 900 x 125 mm
- 750 x 750 x 125 mm
- 750 x 750 x 100 mm
- 750 x 600 x 125 mm
- 600 x 450 x 80 mm
- 600 x 300 x 60mm


To go with our range of U-Trenches:

- 720 x 500 x 145 mm
- 560 x 500 x 130 mm
- 400 x 500 x 110 mm
- 200 x 1000 x 60 mm



# Bollards





# Treads, Risers, & CC Planks

No hardscape solution is complete without a means to get there.  
Our CC treads, risers and CC planks are utilitarian, stylish and  
multifunctional - can be used as stepping stones and vertical fins.








TREADS, RISERS, CC PLANKS

## Steps

Sizes:

- 1200 x 300 x 40 mm
- 600 x 340 x 30 mm
- 600 x 150 x 25 mm
- 550 x 315 x 25 mm
- 550 x 150 x 25 mm
- 500 x 315 x 25 mm
- 500 x 150 x 25 mm



TREADS, RISERS, CC PLANKS

## Fins

Sizes:

- 1770 x 300 x 50 mm
- 600 x 300 x 60 mm
- Customisable upon request

TREADS, RISERS, CC PLANKS

# Alaska Plank

Size: 500 x 125 x 35 mm



Daily Rituals

# CC Plank / Stepping Stone Size Guide

| Length (mm) | Width (mm) | Thickness (mm) |
|-------------|------------|----------------|
| 3000        | 300        | 50             |
| 2130        | 300        | 50             |
| 2100        | 300        | 50             |
| 1800        | 300        | 30             |
| 1770        | 300        | 50             |
| 1615        | 300        | 40             |
| 1560        | 300        |                |
| 1300        | 300        | 50             |
| 1200        | 600        | 40             |
| 1200        | 300        | 40             |
| 1130        |            |                |
| 1100        |            |                |
| 900         | 450        | 40             |
| 900         | 300        | 30             |
| 900         | 200        | 40             |
| 900         | 150        | 30             |
| 600         | 340        | 30             |
| 600         | 300        | 60             |
| 600         | 250        | 30             |
| 600         | 150        | 25             |
| 600         | 75         | 45             |

# CC Stepping Stone / Flagstone Size Guide

| Length (mm) | Width (mm) | Thickness (mm) |
|-------------|------------|----------------|
| 550         | 315        | 25             |
| 550         | 150        | 25             |
| 500         | 315        | 25             |
| 500         | 250        | 60             |
| 500         | 150        | 25             |
| 500         | 125        | 35             |
| 300         | 150        | 30             |
| 150         | 150        | 30             |

# COLOURS AND FINISHES



Glossy



Shot-blasted



Sand




Exposed aggregate



Swirlcrete




Matte/ moulded



Terrazzo




River pebble



Monolayer

**KOLLA**  
**#1175**





# ARCHIPAVE

by

**SUPER DECORATIVE  
FLOORINGS PVT. LTD.**

Plot No. 3, Phase III, Pashamylaram TSIIIC  
Industrial Estate,

Hyderabad, Telangana 502307

t: 93460 14870

e: [prateek.mody@superfloorings.com](mailto:prateek.mody@superfloorings.com)